

My Home Escape Plan

My Name: _____

My Address: _____

My Meeting Place: _____

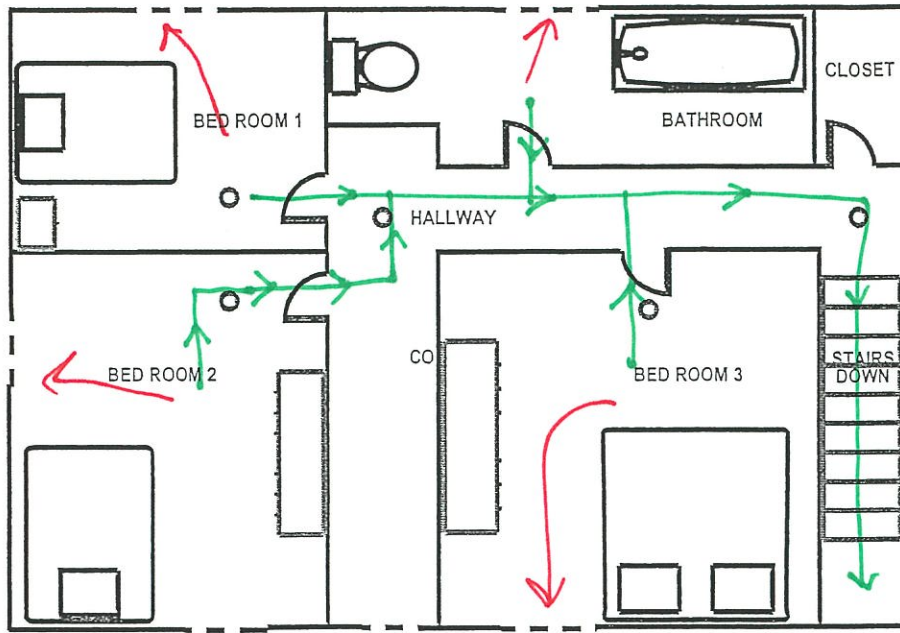
Directions:

With the help of your family, draw a Home Escape Plan for your home. Please use your imagination and have fun. For example, some people have used a sheet of paper, their computer, made a model of their home with clay or building bricks (Legos).

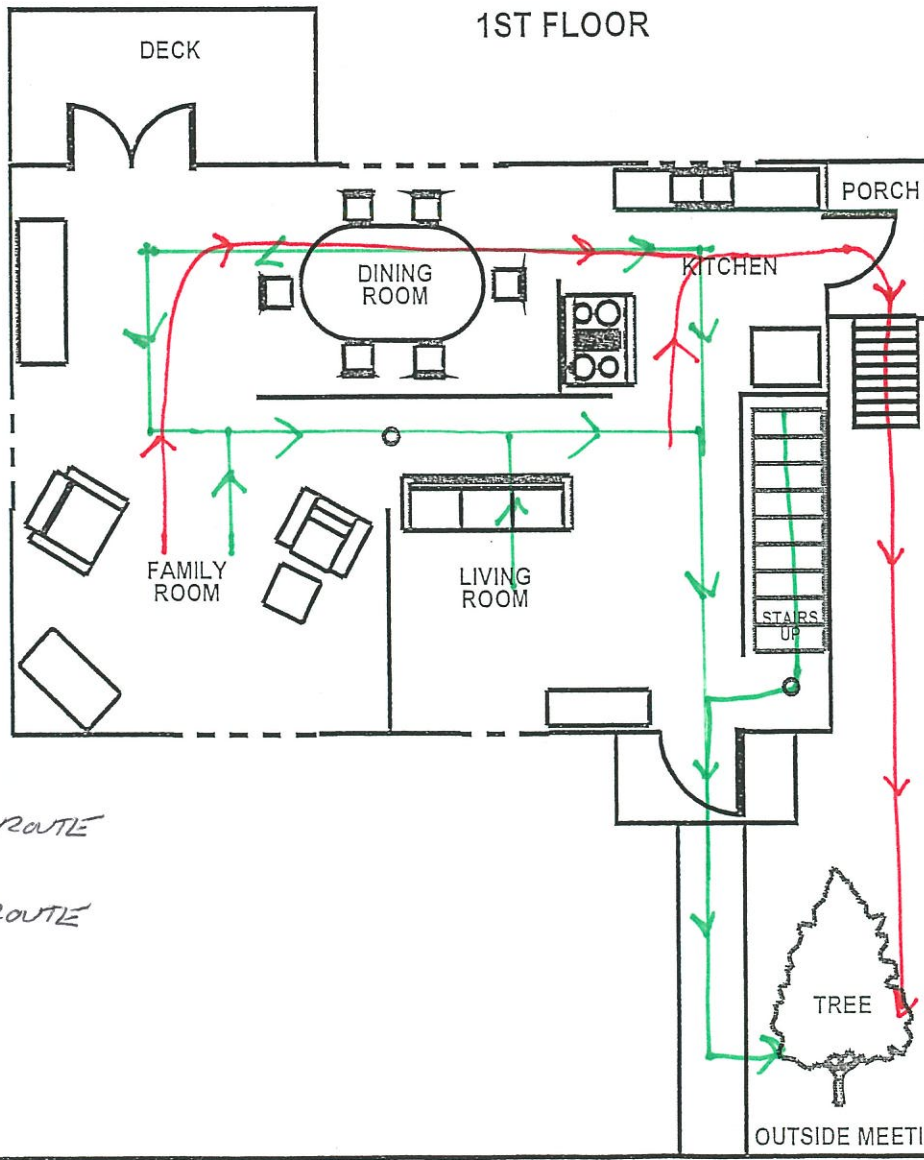
Be sure your escape plan shows the following things:

1. A **floor plan of each level of your home** where people live showing doors and windows.
2. The **Meeting Place** where your family will meet in case of an emergency. Your family should have only ONE meeting place and it should be:
 - a. In front of the house
 - b. At something that will not move (like a tree or street sign)
 - c. On the same side of the street as your house
 - d. At least 20 feet away
3. A **primary escape route** (normal way out) **from every room** in the house that leads to the meeting place.
4. A **secondary escape route** (emergency way out) **from every room** in the house that leads to the meeting place. Be sure to use a *different color* than the one you used for the primary escape route. This escape route is used if a hot door, flames or smoke blocks the normal way out.

2ND FLOOR



1ST FLOOR



→ SECONDARY ROUTE

→ PRIMARY ROUTE

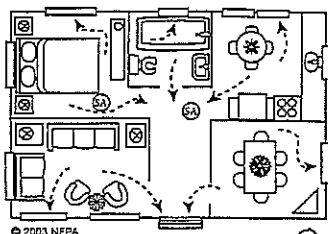

OUTSIDE MEETING PLACE



Home Fire Escape Plan

Memorize your fire department's emergency phone number and write it here: _____

Use the space below to create your home fire escape plan.



- Draw a floor plan or a map of your home. Show all doors and windows.
- Mark two ways out of each room.
- Mark all of the smoke alarms with (SA). Smoke alarms should be in each sleeping room, outside each sleeping area, and on every level of the home.
- Pick a family meeting place outside where everyone can meet.
- Remember, practice your plan at least twice a year!

Meeting Place



Check out www.sparky.org for fire safety games and activities. Sparky® is a trademark of NFPA.

Grown-ups: Children don't always awake when the smoke alarm sounds. Know what your child will do before a fire occurs. Get more information on smoke alarms and escape planning at www.nfpa.org/factsheets.